



ICCR (Indian Council for  
Cultural Relations)

**Getting Started Guide**

**ICCR  
MINISTRY OF EXTERNAL AFFAIRS**

<b>ICCR(Indian Council for Cultural Relations)</b>		
Getting Started Guide	<b>Version:</b> 1.0	<b>Issue Date:</b> 28-Jun-2017

## Contents

1. INTRODUCTION.....	3
2. REGISTER.....	5

<b>ICCR(Indian Council for Cultural Relations)</b>		
<b>Getting Started Guide</b>	<b>Version: 1.0</b>	<b>Issue Date: 15-02-2018</b>

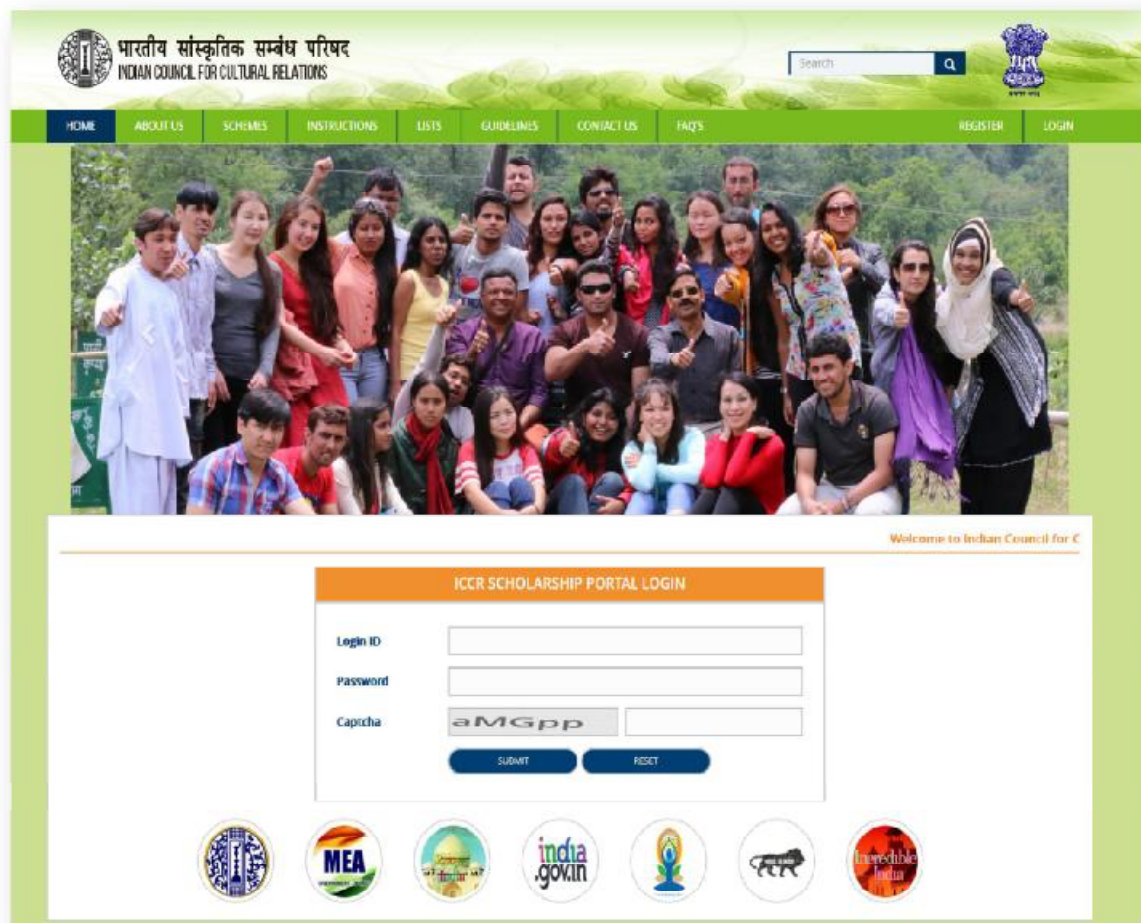
## **1. Introduction**

The Indian Council for Cultural Relations (ICCR) is an autonomous organization of the Government of India, involved in India's external cultural relations, through cultural exchange with other countries and their peoples. It was founded on 9 April 1950 by Maulana Abul Kalam Azad, the first Education Minister of independent India. Its objectives are to actively participate in the formulation and implementation of policies and programmes pertaining to India's external cultural relations; to foster and strengthen cultural relations and mutual understanding between India and other countries; to promote cultural exchanges with other countries and people; and to develop relations with nations.

ICCR(Indian Council for Cultural Relations)		
Getting Started Guide	Version: 1.0	Issue Date: 15-02-2018

Open the URL: <http://a2scholarships.iccr.gov.in/> in any browser or device to access the “ICCR” application.

The Home page will appear:



Home Page contains following menu:-

- Home
- About Us
- Schemes
- Instructions
- Lists
- Guidelines

ICCR(Indian Council for Cultural Relations)		
Getting Started Guide	Version: 1.0	Issue Date: 15-02-2018

- Contact Us
- FAQ's
- Register
- Login

## 2. Register

To apply for ICCR Scholarship first applicant should register. Before register for ICCR Scholarship, applicant should have a valid email id and a mobile number. To register click on “Register” link on home page.



Registration form will appear as shown in below screen:-

ICCR(Indian Council for Cultural Relations)		
Getting Started Guide	Version: 1.0	Issue Date: 15-02-2018

- Fill the mandatory fields and click on Submit button

**STUDENT REGISTRATION FOR ICCR SCHOLARSHIP PROGRAMME**  
TO BE FILLED BY APPLICANT  
**Please Read Guidelines Before Registration**

Nationality \*  
Canada

Full Name of the student \*  
Olivia

Gender \*  
Female

Date of Birth (DD/MM/YYYY) \*  
8 Feb 1990

Mobile Number \*  
9899989898

Email id \*  
sunaina.midha@vel.com

Password \*  
\*\*\*\*\*

Confirm Password \*  
\*\*\*\*\*

Currently Staying In India \*  
☐ Yes ☒ No

Enter Text Here \*  
GHjEu

**Submit**

After click on Submit button, confirmation message will display on Home page as shown in figure below:-

**Thank You!**

Registration Sucessfully.

**OK**

Now applicant will login through Email Id and Password which he/she has provided into Registration form.  
To login fill the following details in login form which is provided in home page.

- Enter Login Id
- Enter Password
- Enter Captcha Code

ICCR(Indian Council for Cultural Relations)		
Getting Started Guide	Version: 1.0	Issue Date: 15-02-2018



HOME ABOUT US SCHEMES INSTRUCTIONS LISTS GUIDELINES CONTACT US FAQ'S REGISTER LOGIN

Scholarship Portal

ICCR SCHOLARSHIP PORTAL LOGIN

Login ID: sunaina.midha@vel.com

Password: .....

Captcha: Au4f5

**SUBMIT** **RESET**

- Click on Submit button, applicant dashboard will appear as shown in figure below:-

ICCR(Indian Council for Cultural Relations)		
Getting Started Guide	Version: 1.0	Issue Date: 15-02-2018

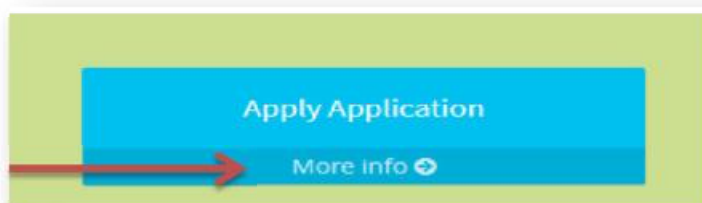


Three tabs have been provided on Dashboard i.e.

- Apply Application
- Check Status
- View Profile

a) Apply application: - Through this tab applicant will apply for ICCR scholarship.

- Click on Apply Application



- Application form will appear

Internal©

MINISTRY OF EXTERNAL AFFAIRS

Page 5




## ICCR(Indian Council for Cultural Relations)

Getting Started Guide

Version: 1.0

Issue Date: 15-02-2018



**APPLICATION FORM FOR SCHOLARSHIP THROUGH ICCR**  
TO BE FILLED BY APPLICANT

**1. Full Name (IN BLOCK LETTERS)**

Title Olivia

**2. Gender**

☐ Male ☒ Female

**3. Date of Birth** 09/01/1990 **Country \*** Canada

**4. Country of Residence \*** --- Select ---

**5. Passport No**

Passport No

**a) Date of Issue** **b) Date of Expiry**

Date  Month  Year  Date  Month  Year

**c) Place of Issue**

Place of Issue

**6. Postal Address \***

Postal Address  City  Country --- Country ---

State  Zipcode

**7. Contact Details \*** Note: (Telephone Number With Country Code eg. +91 for India)

+ Telephone No.

**Email id**

sunaina.midha@vsnl.com

**Permanent Unique ID (Excluding Passport No.) \***

Unique ID

**Details of Father/Guardian \***

Name Name Relation Relation Occupation Occupation Country --- Select ---

**Address \***

Postal Address  City  Country --- Country ---

State  Zipcode

**8. Knowledge of English \***

☐ Yes ☐ No

**9. Level of Programme \*** **course you wish to study \***

Select Programme  Select Course


**10. Universities/Institutes in India where you wish to seek admission: \***

Note: ICCR provides scholarships only for courses in central or state government universities. Candidates should be very specific and clear about the course of study which he/she wishes to pursue in India. Scholarships are not available to pursue more than one course. Candidates should ensure that the courses listed here are offered by all three Universities listed under S.No.'s. The candidates must refer to the University/Institute website to know the eligibility criteria for the courses of their choice. Those seeking admission to agricultural courses must opt for I.A.R in the University choice.

Select  Select  Select

Note: Once admission is confirmed, no change in either course or University/institute will be permitted by the Council. Allotment of colleges is done by the respective Universities. In case none of three universities of my choice agree to give me admission to the course of my choice, ICCR can forward my application to other universities in other cities of India.

I agree ☒ I disagree ☐

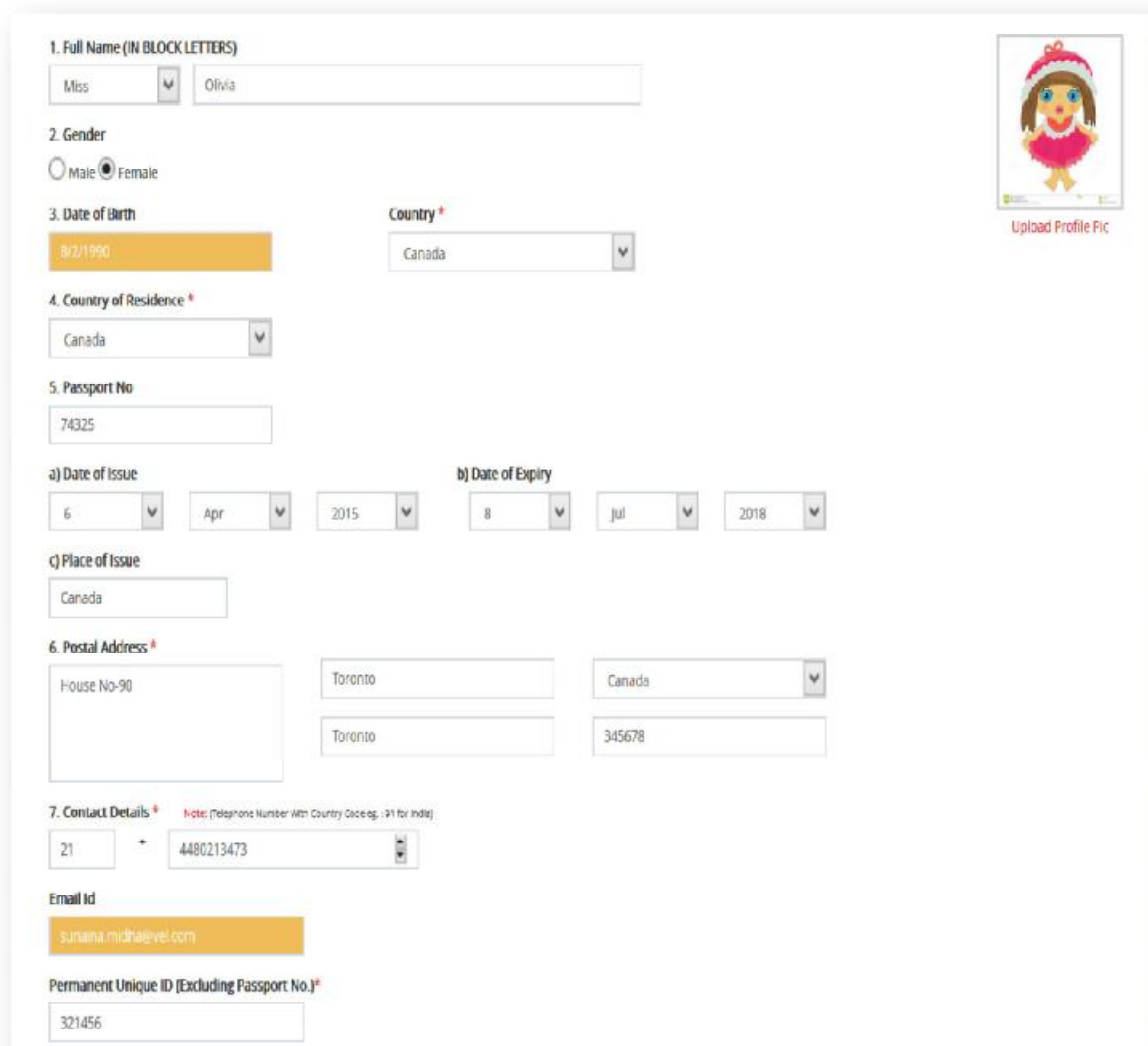


Upload Profile Pic

Next >>

ICCR(Indian Council for Cultural Relations)		
Getting Started Guide	Version: 1.0	Issue Date: 15-02-2018

- Fill the mandatory fields



**1. Full Name (IN BLOCK LETTERS)**  
Miss

**2. Gender**  
☐ Male ☒ Female

**3. Date of Birth**  **Country \***

**4. Country of Residence \***

**5. Passport No**

**a) Date of Issue**    **b) Date of Expiry**


**c) Place of Issue**

**6. Postal Address \***

**7. Contact Details \*** Note: (Telephone Number With Country Code eg. :91 for India)

**Email Id**

**Permanent Unique ID [Excluding Passport No.]\***

  
Upload Profile Pic

ICCR(Indian Council for Cultural Relations)		
Getting Started Guide	Version: 1.0	Issue Date: 15-02-2018

**Details of Father/Guardian \***

Name \*  Relation \*  Occupation \*  Country \*

Address \*

8. Knowledge of English \*

Written: ☒ Yes ☐ No ☐ Average ☒ Proficient ☐ Good

Spoken: ☐ Average ☐ Proficient ☒ Good

9. Level of Programme \*  course you wish to study \*  Course Stream

10. Universities/Institutes in India where you wish to seek admission:\*

Note: ICCR provides scholarships only for courses in central or state government universities. Candidates should be very specific and clear about the course of study which he/she wishes to pursue in India. Scholarships are not available to pursue more than one course. Candidates should ensure that the courses listed here are offered by all three Universities listed under S.No.10. The candidates must refer to the University/Institute website to know the eligibility criteria for the courses of their choice. Those seeking admission to agricultural courses must opt for ICAR in the University choice.

Note: Once admission is confirmed, no change in either course or University/Institute will be permitted by the Council.  
Allotment of colleges is done by the respective Universities.  
In case none of three universities of my choice agree to give me admission to the course of my choice, ICCR can forward my application to other universities in other cities of India.

I agree ☒ I disagree ☐

[Next >](#)

➤ Click on Next button, Next page will appear

11. Previous Educational Qualifications (Fill in all columns which are applicable to you)

Certificate/Degree	Country	Name of School/University /Board	Year	Percentage(%) /Grade
School Leaving (equivalent to Grade XII in India)*	<input type="text" value="Country"/>	<input type="text" value="University/Institute"/>	<input type="text" value="Year"/>	<input type="text" value="Percentage"/>
Undergraduate (equivalent to three years course after grade XII in India)*	<input type="text" value="Country"/>	<input type="text" value="University/Board"/>	<input type="text" value="Year"/>	<input type="text" value="Percentage"/>

Note: (Details of any course in Indian Universities/Institutes which the scholar is currently attending or has attended in past may be given below (Optional))

Year	Name of School/University/Board	Course
<input type="text" value="Year"/>	<input type="text" value="University/Institute"/>	<input type="text" value="Course"/>

[Previous](#) [Next >](#)

ICCR(Indian Council for Cultural Relations)		
Getting Started Guide	Version: 1.0	Issue Date: 15-02-2018

- Fill the mandatory fields

**11. Previous Educational Qualifications (fill in all columns which are applicable to you)**

Certificate/Degree	Country	Name of School/University /Board	Year	Percentage%/Grade
School Leaving (equivalent to Grade XII in India)*	Canada	Oxford	2010	87
Undergraduate (equivalent to three years course after grade XII in India)*	Canada	Oxford	2014	78

**Note:** (Details of any course in Indian Universities/Institutes which the scholar is currently attending or has attended in past may be given below (Optional).)

Year	Name of School/University/Board	Course
Year	University/Institute	Course

Previous Next

- Click on Next button, Next page will appear

ICCR(Indian Council for Cultural Relations)		
Getting Started Guide	Version: 1.0	Issue Date: 15-02-2018

12. Give below the names of two persons who have agreed to testify from their personal knowledge to your character (they must not be related to you and should have direct knowledge of your academic pursuits).

Reference 1	Reference 2
<b>Name *</b> <input type="text"/>	<b>Name *</b> <input type="text"/>
<b>Occupation *</b> <input type="text"/>	<b>Occupation *</b> <input type="text"/>
<b>Email *</b> <input type="text"/>	<b>Email *</b> <input type="text"/>
<b>Telephone *</b> <input type="text"/>	<b>Telephone *</b> <input type="text"/>
<b>Postal Address *</b> <input type="text"/>	<b>Postal Address *</b> <input type="text"/>

13. Details of close relative(s) or friends, if any, in India.

Name	Relationship	Occupation
<input type="text"/>	<input type="text"/>	<input type="text"/>
<b>Postal Address</b> <input type="text"/>	<b>Tel No.</b> <input type="text"/>	<b>Email</b> <input type="text"/>

14. Have you travelled or lived in India in the past?  
☐ Yes ☐ No

15. Have you ever availed of ICCR Scholarship earlier?  
☐ Yes ☒ No

16. Are you currently a resident in India?  
☐ Yes ☒ No

17. Do you have an international driving licence?  
☐ Yes ☒ No

18. Application submitted through Indian Mission/Consulate in (Canada) \*

19. Any Other Information:

Date: 29-06-2017  
Place:

☒ I hereby declare that the particulars given above are true to the best of my knowledge and belief and that I have understood the financial terms and conditions of the Scholarship Scheme. I hereby undertake to abide by them, and I also undertake to return to my country after completion of my studies in India.

[Previous](#) [Next](#)

➤ Fill mandatory fields and upload signature

ICCR(Indian Council for Cultural Relations)		
Getting Started Guide	Version: 1.0	Issue Date: 15-02-2018

12. Give below the names of two persons who have agreed to testify from their personal knowledge to your character (they must not be related to you and should have direct knowledge of your academic pursuits).

Reference 1		Reference 2	
Name *	Occupation *	Name *	Occupation *
K.S	Teacher	S.P	Teacher
Email *	Telephone *	Email *	Telephone *
ks@gmail.com	2345678912	s@gmail.com	43892895948
Postal Address *		Postal Address *	
Canada		Canada	

13. Details of close relative(s) or friends, if any, in India.

Name	Relationship	Occupation
Name	Relationship	Designation
Postal Address		Tel No.
Address		Tel No.
		Email
		Email

14. Have you travelled or lived in India in the past?

☐ Yes ☒ No

15. Have you ever availed of ICCR Scholarship earlier?

☐ Yes ☒ No

16. Are you currently a resident in India?

☐ Yes ☒ No

17. Do you have an international driving licence?

☐ Yes ☒ No

18. Application Submitted Through Indian Mission/Consulate in (Canada) \*

High Commission of India Toronto

19. Any Other Information.

Other Information Which You Want to Share With Us

Date: 29-06-2017

Place: Canada


Re-Upload Signature

☒ I hereby declare that the particulars given above are true to the best of my knowledge and belief and that I have understood the financial terms and conditions of the Scholarship Scheme. I hereby undertake to abide by them, and I also undertake to return to my country after completion of my studies in India.






Previous Next

➤ Click on Next button, next page will appear

ICCR(Indian Council for Cultural Relations)		
Getting Started Guide	Version: 1.0	Issue Date: 15-02-2018

  
**APPLICATION FORM FOR SCHOLARSHIP THROUGH ICCR**  
TO BE FILLED BY APPLICANT

Please Upload All Documents Listed Below *Note: (All document should be in PDF/Image format).*

S.No.	Document Name	Upload Document	Uploaded Time
1	Permanent Unique ID *	 Upload	N/A
2	Passport Copy (Front & Back Pages giving details of personal particulars and residence address)*	 Upload	N/A
3	Marks/Grade Card of Higher Secondary (equivalent to Grade XII in India)*	 Upload	N/A
4	Under-Graduate Mark sheet. *	 Upload	N/A
5	Physical Fitness Certificate* <a href="#">Download Format</a>	 Upload	N/A
6	Translation Document: <b>(Optional) If you have any translation document please upload.</b>	Upload	N/A






☒ I hereby declare that the particulars given above are true to the best of my knowledge and belief and I have understood the Terms and Conditions of the Scholarship Scheme and hereby undertake to abide by them. I also undertake to return to my country after completion of my studies in India.

[< Previous](#)
[Final Submit](#)

➤ Upload Mandatory documents by clicking on Upload link.

After uploading all documents, “Final Submit” button will get enable

Please Upload All Documents Listed Below *Note: (All document should be in PDF/Image format).*

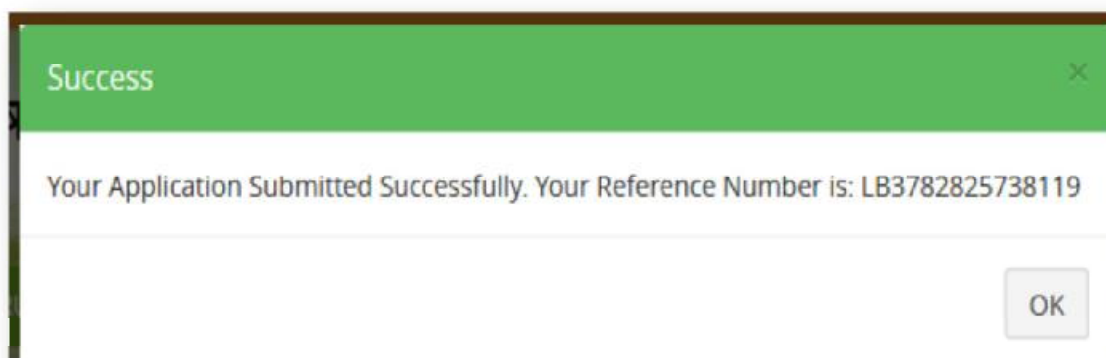
S.No.	Document Name	Upload Document	Uploaded Time
1	Permanent Unique ID *	Re-Upload 	29-06-17 07:50:04 am
2	Passport Copy (Front & Back Pages giving details of personal particulars and residence address)*	Re-Upload 	29-06-17 07:50:18 am
3	Marks/Grade Card of Higher Secondary (equivalent to Grade XII in India)*	Re-Upload 	29-06-17 07:50:32 am
4	Under Graduate Mark sheet. *	Re-Upload 	29-06-17 07:51:48 am
5	Physical Fitness Certificate* <a href="#">Download Format</a>	Re-Upload 	29-06-17 07:52:01 am
6	Translation Document: <b>(Optional) If you have any translation document please upload.</b>	Upload	N/A

☒ I hereby declare that the particulars given above are true to the best of my knowledge and belief and I have understood the Terms and Conditions of the Scholarship Scheme and hereby undertake to abide by them. I also undertake to return to my country after completion of my studies in India.

[< Previous](#)
[Final Submit](#)

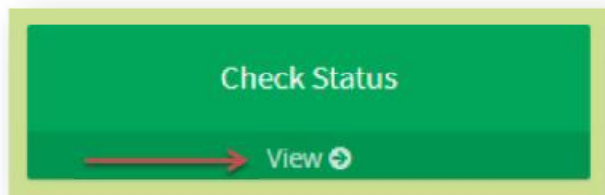
ICCR(Indian Council for Cultural Relations)		
Getting Started Guide	Version: 1.0	Issue Date: 15-02-2018

- Click on “Final Submit” button, confirmation message will display



Now application will go to the Mission for further processing.

- b) Check Status – Through “Check Status” tab applicant can view the status of application.
  - Click on “Check Status” tab on dashboard



Application Status will appear

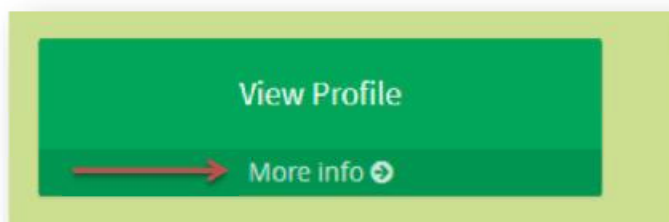




ICCR(Indian Council for Cultural Relations)		
Getting Started Guide	Version: 1.0	Issue Date: 15-02-2018

c) View Profile – Through this tab applicant can view his/her profile.

- Click on “View Profile” tab.



\*\*\*END\*\*\*